










# Tea

 LxhxP	Dimensions (mm)	414 x 832 x 419
 kg	Net weight kg	77
	Hearth opening size (mm)	220 x 215
	Hearth size (mm)	228 x 365 x 278
	Oven size (mm)	No
∅	Smoke outlet diameter (∅ mm)	120 sup
	Hearth	CAST-IRON / REFRACTARY
	Heatable m <sup>3</sup>	189 (Referred to the need of 30 kcal/h x m <sup>3</sup> )
<b>kW-N</b>	Nominal thermal power (kW)	6,6
<b>%</b>	Efficiency %	82
	Hourly consumption (kg/h)	1,8
	Convection fan	No

## CERTIFICATIONS

EN  
15a B-VG  
FlammeVerte  
BlmSchV II

**ENERG** Y IJA  
енергия · ενεργεια IE IA **A+**