





Loriet S DSA

| | | |
|--|-------------------------------------|---|
|  LxhxP | Dimensions (mm) | 570 x 1258 x 567 |
|  kg | Net weight kg | 203 |
|  mm | Hearth opening size (mm) | 325 x 223 |
|  mm | Hearth size (mm) | 330 x 300 x 345 |
|  mm | Oven size (mm) | No |
|  Ø | Smoke outlet diameter (Ø mm) | 130 sup |
|  mm | Hearth | CAST-IRON / STEEL |
|  m ³ | Heatable m ³ | 481 (Referred to the need of 30 kcal/h x m ³) |
| kW-N | Nominal thermal power (kW) | 16,8 |
| H₂O | Power given back to water (kW) | 10,5 |
| % | Efficiency % | 88 |
|  | Hourly consumption (kg/h) | 4,3 |
|  L | Fluid contents of the exchanger (L) | 50 |

CERTIFICATIONS

EN
15a B-VG
FlammeVerte
BImSchV II

ENERG Y IJA
енергия · ενεργεια IE IA **A+**